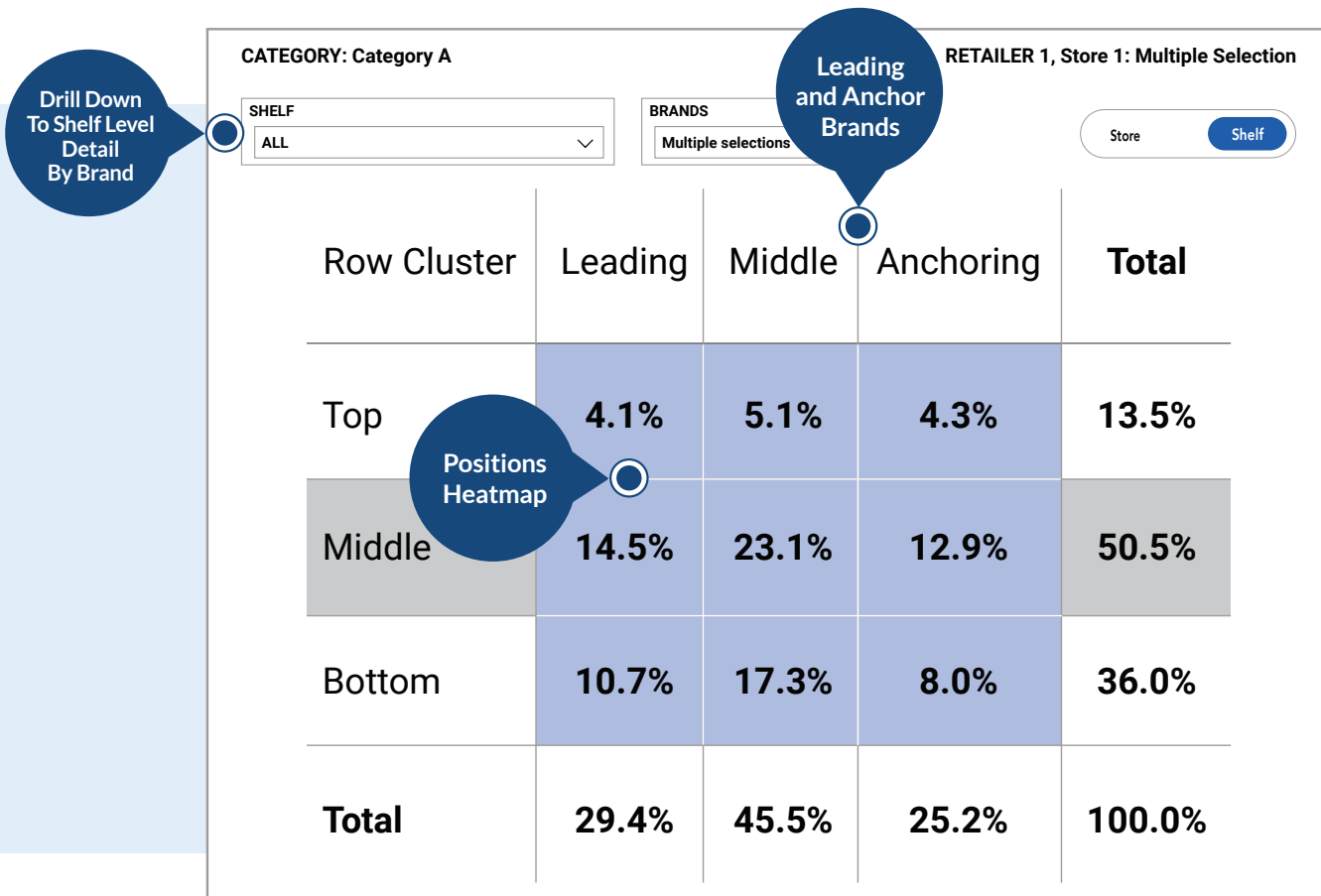


## Shelf Positions Solution

Stagnant category growth can be a result of sub-optimal product placement and poorly performing assortments. Are you missing a critical view of where your products are placed on the shelf?

### Boost category growth through improved shelf presence

Pensa's computer vision and AI platform exposes shelf reality across all channels over time.



Pensa's Positions Dashboard

### The Pensa Advantage

- ✓ DIGITAL SHELF RECONSTRUCTION
- ✓ TOTAL RETAIL COVERAGE
- ✓ GRANULAR DETAIL
- ✓ PLACEMENT AND PLANOGRAM
- ✓ FAST TIME TO VALUE
- ✓ COMPETITIVE BRAND VISIBILITY



## Unmatched Shelf Visibility




Pensa's detailed 3D digital shelf reconstruction and shelf positions table.



Product	Facings	Segment	Row	Index	Width	Height
Product 1	1	2	1	1	3.84	9.24
Product 2	1	1	1	2	7.1	9.5
Product 3	1	2	2	3	3.69	9.53
Product 4	2	1	2	4	4.09	9.44
Product 5	1	1	3	5	3.74	9.54
Product 6	1	1	3	6	4.72	9.42
Product 7	1	2	4	7	2.79	9.36

## The Power of Pensa

We offer a breadth of shelf intelligence solutions tailored to your use cases and business goals.

	<b>Understand Shelf Conditions</b>	<b>On-Shelf Availability</b>	<b>Real Share of Shelf</b>
	<b>Benchmark and Measure Shelf Execution</b>	<b>Perfect Store KPIs</b>	<b>Product Positions</b>
	<b>Find and Fix Shelf Issues</b>	<b>Shelf Exception Notifications</b>	<b>On-Shelf Availability Reporting</b>

## The Pensa Difference

Pensa's innovative shelf intelligence solution assesses an entire store aisle in ~20 seconds and digitally reconstructs a 98% accurate view of shelf conditions without requiring reference images. Pensa captures full categories down to a SKU level, including competitive and private label brands, and is quick and easy to deploy.

Learn more at [pensasystems.com](https://pensasystems.com)

  
**50+**  
retailer banners

  
**5,000+**  
retail locations